

Analyzing Partially-Implemented Real-Time Systems

George S. Avrunin*

Department of Mathematics and
Statistics
University of Massachusetts
Amherst, MA 01003-4515 USA
+1 413 545 4251
avrunin@math.umass.edu

James C. Corbett†

Department of Information and
Computer Science
University of Hawai'i
Honolulu, HI 96822 USA
+1 808 956 6107
corbett@hawaii.edu

Laura K. Dillon‡

Computer Science Department
University of California
Santa Barbara, CA 93106 USA
+1 805 893 3411
dillon@cs.ucsb.edu

ABSTRACT

We propose a method for analyzing partially-implemented real-time systems. Here we consider real-time concurrent systems for which some components are implemented in Ada and some are partially specified using regular expressions and Graphical Interval Logic (GIL), a real-time temporal logic. We show how to construct models of the partially-implemented systems that account for such properties as run-time overhead and scheduling of processes, yet support tractable analysis of nontrivial programs. The approach can be fully automated, and we illustrate it by analyzing a small example.

Keywords

Real-time, concurrency, static analysis, Ada, temporal logic, hybrid systems, Graphical Interval Logic

INTRODUCTION

The correctness of a real-time computer system depends not only on the logical results of its computations but also on whether those computations satisfy certain timing requirements. Developers of such systems, which are increasingly embedded in safety-critical applications such as air traffic control or patient monitoring, need to check that their systems do the right computations at the right times. Testing, executing the system with inputs chosen to reflect the operational profile or to exercise various components and execution paths, is an essential part of this process, but testing alone can consider only a relatively small subset of the possible behaviors of the system and is not adequate even for

sequential systems. Many embedded systems are naturally concurrent, and the non-deterministic behavior typically introduced by concurrency means that the same set of inputs may produce different behavior at different times. For concurrent systems, developers must supplement testing with static analysis methods that consider all possible behaviors of the system, rather than executing a small subset of those behaviors.

Most of the static analysis methods that have been proposed for use with real-time systems assume that all the components of the system are at roughly the same stage of development and can be naturally expressed in a single notation, such as a specification or programming language or a mathematical formalism such as Petri nets. It is a software engineering commonplace that analysis should begin at the early design stages of software development—there is some evidence that the majority of errors are introduced at this stage and it is certainly true that errors caught at the design stage can be corrected much more easily and cheaply than if they are discovered in the later stages of development. Analysis tools that work with specification and design languages would therefore seem to be most appropriate. The performance of a real-time system, however, may depend critically on implementation details that cannot be captured in designs (e.g., the scheduling of processes on the available processors), suggesting that analysis of fully-implemented systems is more appropriate, at least for real-time properties. The complexity of analyzing fully-implemented systems is, however, daunting even for relatively small systems, and a full timing analysis of a large and complex system is almost certainly infeasible.

Thus, neither analysis of designs nor analysis of fully-implemented systems is adequate for real-time systems. In practice, developers of real-time systems typically restrict the architectures of their systems so that system components are highly structured and interact in very limited ways (e.g., periodic tasks with precedence constraints). These restrictions allow the use of special scheduling techniques and algorithms, such as rate monotonic scheduling [14], to guarantee that a system's timing requirements are satisfied [12, 19].

In fact, there are many situations in which developers would benefit from tools that could analyze partially-implemented

*Research partially supported by the National Science Foundation under Grant CCR-9407182 and by the Air Force Materiel Command, Rome Laboratory, and the Defense Advanced Research Projects Agency under Contract F30602-94-C-0137.

†Research partially supported by the National Science Foundation under Grant CCR-9308067.

‡Research partially supported by the National Science Foundation under Grant CCR-9505392 and by the Regents of the University of California and Hughes Electronics Corporation under MICRO Grant UCM-20880.

Permission to make digital/hard copies of all or part of this material for personal or classroom use is granted without fee provided that the copies are not made or distributed for profit or commercial advantage, the copyright notice, the title of the publication and its date appear, and notice is given that copyright is by permission of the ACM, Inc. To copy otherwise, to republish, to post on servers or to redistribute to lists, requires specific permission and/or fee

ICSE 97 Boston MA USA

Copyright 1997 ACM 0-89791-914-9/97/05 ..\$3.50

systems, those for which some components are given only as high-level specifications while others are fully implemented in a programming language. These include:

- **Initial Development of Complex Systems:** The development of the various components of large systems seldom proceeds at a uniform rate. Some components will have been fully implemented while others remain only partially specified. Analysis at this stage, before the system has been completely implemented, can make use of the detailed information about implemented components to verify that the system will meet its requirements if the unimplemented components meet their specifications, or point out the need for modifications in the specifications or implementations.
- **Evolutionary Development:** In order to understand the implications of proposed modifications to an existing system, developers necessarily confront a combination of fully-implemented components, those that will not be modified, and specifications for the new or modified components. Indeed, specifications of the original components of the system may not be available at all during maintenance, so analysis using high-level specifications of all components may be impractical.
- **Compositional Analysis:** Although the performance of the system may depend on some of the details of the implementation, it may be possible to abstract much of the implementation detail away without affecting the analysis of a particular aspect of the system. In this case, some of the components of a fully-implemented system could, for the purposes of analysis, be represented by a high-level specification of their interfaces with the rest of the system. Such compositional techniques can make analysis practical for systems that would otherwise be far too large for existing analysis methods.
- **Modeling the Environment of the System:** Most real-time systems are *reactive*—they interact repeatedly with their environments, rather than simply computing a value and terminating. Although the environment may be another computer system, it may involve components such as sensors that will not be implemented in software. For the purpose of analyzing the behavior of the system, it may be more appropriate to express the possible behavior of the environment in a suitable high-level specification than to fully implement a software model with the same behaviors.

In this paper, we propose a method for analyzing partially-implemented real-time systems. We consider real-time concurrent systems for which some components are implemented in Ada and some are partially specified using regular expressions and Graphical Interval Logic (GIL) [9], a real-time temporal logic with an intuitive graphical representation

similar to the time-lines typically used by system developers. We show how automata derived from the regular expressions and the GIL specifications [11] can be combined with hybrid automata constructed from the Ada code [8] to construct models of the partially-implemented systems that account for such properties as run-time overhead and scheduling, yet support tractable analysis of nontrivial programs. Our method can be fully automated. We illustrate the approach with analysis of a small example.

In the next section, we briefly discuss some related work. In the third section, we explain our approach and apply it to a small example. Some additional details of the approach are given in the fourth section, and the final section presents some conclusions and directions for further research.

RELATED WORK

The main contribution of this paper is an approach to the analysis of real-time concurrent systems that allows some parts of a system to be specified in a temporal logic while making use of detailed implementation information about other components. The analysis thus involves combining information from very different sorts of formal models of real-time systems.

Many formal models have been proposed for general real-time concurrent systems. These include timed Petri nets, communicating finite state machines, timed automata, timed process algebras, and real-time logics. In this paper, we rely on algorithms for converting GIL specifications into automata that were originally developed for producing oracles to monitor executions of concurrent systems [11]. We believe that GIL's graphical representation, discussed and illustrated below, makes it especially suitable as a high-level specification formalism for use by developers of real-time systems.

For the most part, the work on formal models of real-time concurrent systems has been intended to represent specifications, not implementations. As such, it does not address some of the difficult issues that arise in representing implementation details of real software. For example, resource constraints are absent in most of these models and are awkward to represent within them. Also, the effects of run-time overhead, which can be significant, are not considered. Thus, although many of these models may have the expressive power needed to represent the detailed timing properties of fully-implemented components of a system, researchers generally have not addressed the problem of constructing such representations from real software. Corbett [6–8] has developed models for concurrent Ada programs that represent these detailed timing properties.

A number of authors (e.g., [4, 5, 22]) have proposed methods for doing compositional analysis by decomposing a concurrent system into subsystems with simple interfaces and replacing some of the subsystems by simpler processes that have the same interfaces to their environments. In most

of this work, however, the simpler processes that replace subsystems are specified in the same formalism and notation used to describe the original system. The approach we propose here composes systems whose components are described in two very different notations, a graphical interval logic and the Ada programming language.

Several researchers have considered the problem of integrating different types of notations for representing the components of a system. For example, Zave and Jackson [23] discuss the integration of different specification formalisms by translating each formalism into predicate logic. This work does not address the problem of analyzing the systems so specified. Pezzè and Young [18] present an approach to building state-space analysis tools that accept system descriptions involving several formalisms, but that work is chiefly concerned with the generation of tools rather than analysis of systems described in specific notations and does not discuss the representation of real-time systems. The work on Cabernet [17] involves the construction of an environment for the specification and analysis of real-time systems that uses a class of high-level Petri nets as the formal kernel but provides features for customization that could support specifications written in a variety of other formalisms.

Perhaps the work closest in spirit to this paper is that of Bagrodia and Shen [3, 20]. They do stochastic performance evaluation of real-time systems in which some components are fully implemented and others are represented by discrete-event simulation models. The main difference between this work and ours is that their analysis is dynamic, executing the models and assessing a particular set of executions, while ours considers all possible executions.

APPROACH

We illustrate our approach using the following example. A signal processing system consists of a sensor that produces data sporadically and an Ada program that processes this data as quickly and as accurately as possible. Figure 1 shows the structure of the program, which contains three Ada tasks. The *Sensor* task is awakened by the sensor, reads the sensor, and offers this reading to the *Control* task. The *Control* task accepts a reading from the *Sensor* task and gives it to the *Tracking* task for processing. The *Tracking* task processes the sensor reading and returns a trace to the *Control* task for display. Only the *Sensor* and *Control* tasks are currently implemented; the specification for the *Tracking* task consists of a list of its possible interactions with the other tasks, a regular expression specifying the orders in which these interactions can occur, and GIL specifications for some of the timing properties of those interactions. The processing of the sensor reading is not described in the specification. Further details on the program are given below along with a description of the Ada and GIL constructs used to express them.

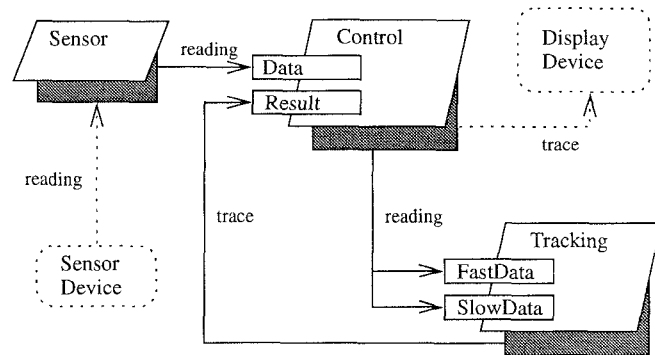


Figure 1: Structure of Example

Ada

The Ada source code for the two implemented tasks and a specification of the interface for the unimplemented *Tracking* task are shown in Figure 2. The program runs on a uniprocessor, so the three tasks must share a single CPU. Ada uses a preemptive priority scheduling policy for tasks. The priority ordering of the tasks, from highest to lowest, is: *Control*, *Sensor*, *Tracking*.

In Ada, two tasks may interact via a *rendezvous*, a synchronous communication in which one task, the *caller*, calls an *entry* of another task, the *acceptor*. The caller is blocked until the acceptor accepts the entry call with an *accept* statement naming the corresponding entry. After the rendezvous completes, both tasks may continue executing independently. For example, a task may call entry *E* of task *T* with the statement *T.E*, and task *T* may accept this call with the statement *accept E*. Rendezvous may be nested: if the body of an *accept* statement contains an entry call or an *accept* (e.g., the *accept* statements for entry *Data* of task *Control* in Figure 2), then the caller of this entry (e.g., task *Sensor*) remains blocked while the inner rendezvous completes. Data may be exchanged during the rendezvous through parameters, as in a procedure call.

The sporadic nature of the sensor complicates the program. The sensor device awakens the *Sensor* task with an interrupt that causes the entry call on *SensorDevice.Interrupt* to complete. We do not model *SensorDevice* explicitly, but simply assume that this entry call can complete at any time. The *Sensor* task then constructs a reading and offers it to the *Control* task. If the sensor reading is not accepted within a certain time (*ReadingExpire*), then it is discarded. This timeout is implemented in Ada using a timed entry call, a version of the *select* statement that bounds the amount of time a task will wait for an entry call to be accepted.

The *Control* task adapts to the rate at which the sensor is producing data by switching between two modes: fast and

```

task Sensor is          -- reads sensor
  pragma Priority(10);  -- middle priority
end Sensor;

task body Sensor is
  R : Reading;
begin
  loop
    SensorDevice.Interrupt; -- accepted on interrupt
    ReadSensor(R);          -- read the sensor
    select
      Control.Data(R);      -- offer data to control task
    or
      delay ReadingExpire;  -- discard the reading
    end select;
  end loop;
end Sensor;

task Control is        -- controls other tasks
  pragma Priority(15);  -- highest priority task
  entry Data(R : in Reading); -- data from sensor task
  entry Result(R : in Trace); -- trace from tracking task
end Control;

task body Control is
begin
  loop
    select
      accept Data(R : in Reading) do -- if Data ready
        Tracking.FastData(R);        -- use fast mode
      end Data;
    else
      -- otherwise
      accept Data(R : in Reading) do -- wait for Data
        Tracking.SlowData(R);        -- use slow mode
      end Data;
    end select;
    accept Result(T : in Trace) do -- wait for result
      Update_Display(T);             -- update display
    end Result;
  end loop;
end Control;

task Tracking is      -- computes trace
  pragma Priority(5); -- lowest priority task
  entry FastData(R : in Reading); -- data to process fast
  entry SlowData(R : in Reading); -- data to process slow
end Tracking;

task stub Tracking is -- not real Ada
  T : Trace;
begin
  -- stub is just list of interactions
  -- Interaction 1: accept data at SlowData or FastData
  interaction
    event "Ready";
    select
      -- accept call on SlowData or FastData
      accept SlowData(R : in Reading);
      event "Slow"; -- accepted call on SlowData
    or
      accept FastData(R : in Reading);
      event "Fast"; -- accepted call on FastData
    end select;
  end interaction;
  -- Interaction 2: call entry Result of task Control
  interaction
    event "Result";
    Control.Result(T);
  end interaction;
end Tracking;

```

Figure 2: Source Code for Example

slow. If a sensor reading is ready when the Control task reaches its select statement (i.e., if the Sensor task is blocked calling the entry Control.Data), the Control task switches to fast mode. The Control task indicates that it is in fast mode by calling the FastData entry of the Tracking task, which then performs a faster but less

precise calculation to produce the trace. If a sensor reading is not ready when the Control task reaches its select statement, the task switches to slow mode and communicates the reading to the Tracking task via the SlowData entry. The mode is set on each iteration of the Control task's loop by the conditional select statement, which will choose the else alternative if a rendezvous at entry Data cannot begin immediately.

The behavior of the unimplemented Tracking task is specified by the stub in Figure 2 and by the regular expression and GIL formulas discussed below. The stub of the Tracking task lists its possible interactions with the other tasks; in particular, it lists all of the communication statements the task will contain (e.g., entry calls, accepts). The Tracking task has two possible interactions with the other tasks: it can use a select statement to block waiting for an entry call on entry FastData or SlowData, or it can call the Result entry of the Control task. Note that the order in which these interactions are listed in the stub does not constrain the order in which they might occur in an execution of the system—the stub simply lists the possible interactions. We label the two interactions with the events *Ready* and *Result*, and also label the two communication statements in the first interaction with the events *Fast* and *Slow*. These labels are used to specify the order and timing of the events, as illustrated below. (Additional event labels could be inserted into a stub for any events whose order or timing is to be specified.) The stub does not specify any of the complex signal processing actually carried out by the Tracking task.

We model an unimplemented task (whose possible interactions are listed in a stub) with a normal task that alternates between performing an arbitrary amount of internal computation and nondeterministically selecting an interaction in which to engage. Although this provides a conservative abstraction of the fully implemented task, the resulting model is unlikely to be accurate enough to allow verification of interesting properties. Therefore, we specify additional constraints on the order and timing of the events in the task in order to improve the accuracy of the model. When the task is eventually implemented, we must verify that the implementation satisfies these constraints.

Regular Expressions

We restrict the order of stub task interactions using regular expressions. Each expression specifies a language over the event labels annotating the stub task interactions; such a language constrains the legal orderings of the event labels it contains. For example, the Tracking task alternates between accepting sensor readings and producing results, which we specify with the expression

$$(Ready\ Result)^*$$

The order of interactions could also be specified by providing a skeleton of the task's control flow or a GIL formula. In our example, we could simply place a loop statement around the

two interactions. In general, however, regular expressions may be preferable for specifying simple ordering properties due to their straightforward and familiar semantics. They can express regular patterns of interactions very concisely, and can be easier to read and write than code skeletons or GIL formulas.

GIL

We specify the timing constraints of stub tasks using a variant of GIL, a real-time temporal logic with an intuitive graphical representation. The GIL specifications for a stub task constrain the order and timing of the events that label the stub's interactions. We therefore use an event-based interpretation for GIL, rather than the customary state-based interpretation. GIL formulas are given in a graphical form similar to the time-lines frequently used by system developers. We explain the features of GIL used in this example as we discuss the specifications shown in Figure 3.

Recall that our example program runs on a uniprocessor. Processor sharing complicates the specification of a task's timing constraints—if a preemptible code region takes at most 3 seconds to execute, then the task *runs* for at most 3 seconds between the events representing the beginning and the end of the code region; however, the task may be preempted for part of this time, so the actual elapsed time may exceed 3 seconds. When specifying the timing constraints of a task, we employ two different kinds of time: *local time* advances only when a task is running and is useful for specifying bounds on the execution time of code regions, while *global time* always advances and is useful for specifying timeouts and other intervals in absolute time. We illustrate the use of these different kinds of time below.

GIL formulas for the timing constraints of the Tracking task are shown in Figure 3. We label individual formulas for convenience in referring to them below. The GIL formulas are read from top to bottom and left to right. The horizontal dimension shows the progression of time, which advances to the right. An outermost *interval* represents a legal sequence of (timed) events; the (sub)formula below it describes constraints on the ordering of events and on the times at which they occur. More generally, an interval represents the interval of time between two events, which designate its "endpoints"; the formula nested directly below an interval describes real-time properties of the events that occur within this time interval. A formula that must hold at the beginning of an interval is left justified below the start of the interval and a formula that must hold invariantly (at all times in) an interval is left justified below a henceforth operator (\square). Special *duration* predicates place bounds on the amount of time, either global or local, that can elapse between the endpoints of intervals.

GIL provides *search* operators for specifying the endpoints of intervals. A dotted arrow denotes a search to one of the *target* events that appear (left justified) immediately below

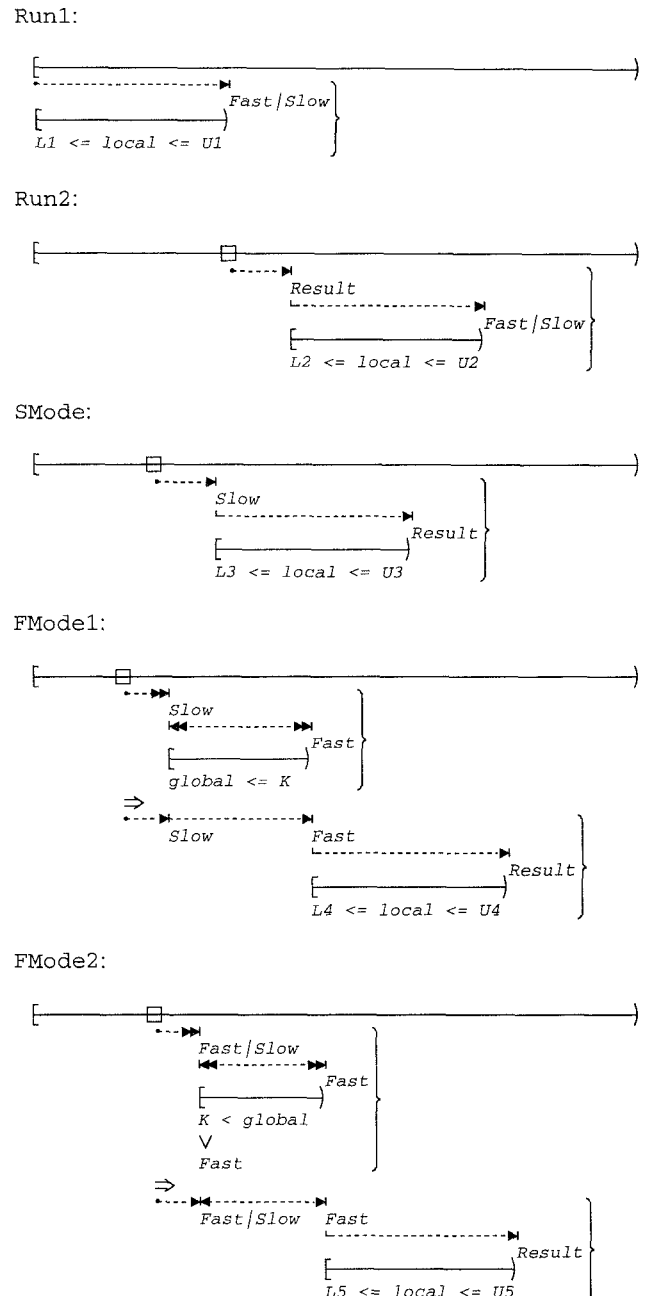


Figure 3: GIL Specifications for Tracking Task

the right arrowhead. For example, the nested interval in the formula Run1 consists of all events in a legal event sequence up to (but excluding) either the earliest *Fast* event or the earliest *Slow* event, depending on which, if any, occurs first. A search is said to *succeed* if its target event is located; otherwise, it *fails*. If a search fails, evaluation of the remaining searches is abandoned, and the formula being evaluated is true if the failed search is *weak* (indicated by a single arrowhead) or false if the failed search is *strong* (indicated by a double arrowhead). Thus, Run1 specifies that, if the tracking task eventually reaches either *Fast* or *Slow*, then it must do

so within L_1 to U_1 microseconds (μsec) after the start of the program. The duration predicate in `Run1` uses local time—it bounds the time that the `Tracking` task can run before accepting a call on entry `FastData` or `SlowData`. There is no bound on the actual (global) time from the start of the program until the `Tracking` task accepts a call at `FastData` or `SlowData` since the sensor device might never fire.

The formula `Run2` describes an invariant property. It specifies that the tracking task always reaches either *Fast* or *Slow* within L_2 to U_2 μsec (local time) after reaching `Result`, unless one or both of the searches fails. The weak searches in `Run1` and `Run2` allow for the possibility of deadlock. This specification thus bounds the time that the task can run between calling `Control.Result` and receiving the next reading at entry `FastData` or `SlowData`. Similarly, the formula `SMode` bounds the (local) time between receiving a reading at entry `SlowData` and calling the `Result` entry of the control task to within L_3 to U_3 μsec .

The last two formulas `FMode1` and `FMode2` specify the time to produce a result when the system is in fast mode. The task priorities ensure that the first set of data is processed in slow mode. Thus, there are two cases: 1) if a reading is received in fast mode and the previous reading was processed in slow mode less than K (global) μsec ago, then some of the information cached from that previous computation can be used to speed the processing of the current reading, so the time to produce the result is from L_4 to U_4 μsec ; 2) if the previous reading was not processed in slow mode or was processed more than K μsec ago, then the time to produce the result is from L_5 to U_5 μsec ($U_4 < U_5 < U_3$). In graphical formulas, we use a vertical layout with the classical boolean operators, e.g., implication (\Rightarrow) in `FMode1` and `FMode2`, and disjunction (\vee) in `FMode2`. The searches in the antecedents of the implications are strong, since the time from a *Fast* to the next *Result* depends on the events in the antecedent actually occurring within the specified time bounds. The bi-directional search arrow in `FMode1` further restricts the event located by the first search to be the last *Slow* that precedes a *Fast*, and in `FMode2` it restricts the event located by the first search to be the last *Fast* or *Slow* that precedes a *Fast*. The antecedent of `FMode2` asserts that either the actual time of the interval exceeds K or the event that starts the interval is a *Fast*.

In addition to specifying the timing properties of unimplemented tasks, we can also use GIL to specify constraints on the environment in which the program executes. For example, the sensor device in our example can generate interrupts at most every F μsec . We express this constraint with the GIL formula `IntFreq` in Figure 4.

Hybrid Automata

In order to perform analysis, we translate the various specifications of the program into a common abstract model: constant slope linear hybrid automata [1, 2]. Hybrid automata

`IntFreq`:




Figure 4: GIL Specification of Constraint on Environment

combine a finite-state control with a set of real-valued variables. The values of these variables change continuously while the automaton remains at a control location, and may change discretely with an instantaneous transition from one control location to another. We use the real-valued variables of the hybrid automaton to enforce timing constraints on its transitions.

We first construct a hybrid automaton representing the program using the method of [8]. Each control location in this automaton is an abstraction of the program’s state, and each transition represents the execution of a code region transforming that state. The execution time of a code region is modeled with an appropriate delay before its transition; the transition occurs instantaneously when execution of the code region completes. The length of this delay must fall in the interval $[L, U]$ given by the bounds on the region’s execution time and is measured using a stopwatch-like mechanism. A real-valued variable, x , which advances continuously as time passes, is reset to zero when the location representing the beginning of the code region is reached. We attach the *guard* condition $x \geq L$ to the transition that prevents its occurrence until at least L time units have passed, and we attach the *invariant* condition $x \leq U$ to the location that requires it to be exited before more than U time units have passed.

Figure 5 shows a slightly simplified¹ part of the hybrid automaton constructed from the (partial) program in Figure 2. The full automaton has 70 locations. Each location is labeled with the task that is running there, an invariant, and the rate at which each real-valued variable is changing. The rate of variable x is denoted \dot{x} . Each transition is labeled with a guard, a synchronization label, and a set of assignments to the variables.

The stopwatch-like mechanism used to specify the bounds of code regions is illustrated in location 2 of Figure 5. Location 2 represents the program state where the `Sensor` task has just been awakened by the sensor device’s interrupt and has preempted the `Tracking` task, which is still processing the previous reading (which the `Control` task is blocked waiting to receive). The `QueueData` transition from location 2 to 3 represents the code region that reads the sensor, queues a call on entry `Control.Data`, sets a timer to expire after

¹Certain sequences of transitions have been collapsed into single transitions and certain variables not relevant to this part of the automaton have been omitted.

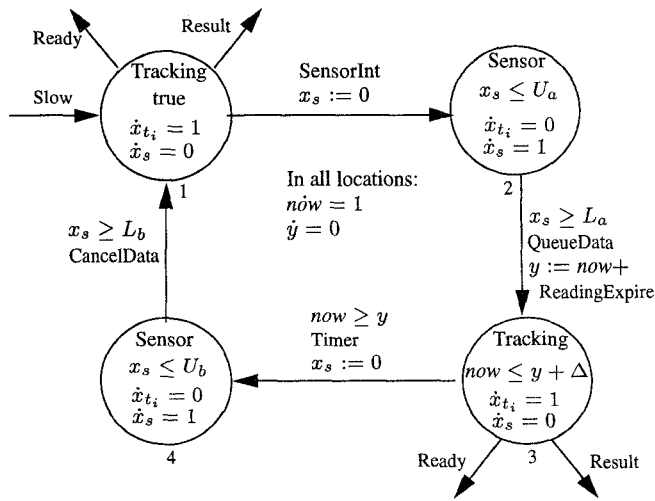


Figure 5: Part of Hybrid Automaton for Program

ReadingExpire seconds, and then blocks the task. We denote the bounds of this interval with $[L_a, U_a]$ and use variable x_s to record the CPU time allocated to the Sensor task. Variable x_s is reset by the transition into location 2, where it advances at rate 1 (and hence records the amount of time spent in the location). After L_a μ sec, x_s is at least L_a , so the *QueueData* transition may be taken; the transition must be taken before more than U_a μ sec have elapsed. Similar constraints are generated for the *CancelData* transition from location 4, which represents the code region that cancels the entry call on *Control.Data* and blocks waiting for the sensor's interrupt. The bounds L_i and U_j would be derived from the code represented by the transitions, as discussed below.

The *SensorInt* and *Timer* transitions represent the execution of code in interrupt handlers rather than in specific tasks. The *Timer* transition represents the timer interrupt that awakens the Sensor task *ReadingExpire* μ sec after the call on *Control.Data* is queued. Its timing constraints are specified using the variable *now*, which records the current time, and the variable *y*, which records the time of the pending timer signal. Note that $\dot{y} = 0$ and $\dot{now} = 1$ in all locations. The constant Δ accounts for the inaccuracy of the timer mechanism. The *SensorInt* transition represents the interrupt caused by the sensor device that awakens the Sensor task. This transition has no timing constraints and thus may occur at any time.

In location 1, the Tracking task has just received a sensor reading to process in slow mode (event *Slow*) after computing a result. After a stub completes an interaction, it then performs some amount of computation and chooses its next interaction. The *Ready* and *Result* transitions represent this computation and the two possible interactions that might follow. Note that there are no timing constraints on these transitions since a stub does not specify any timing properties.

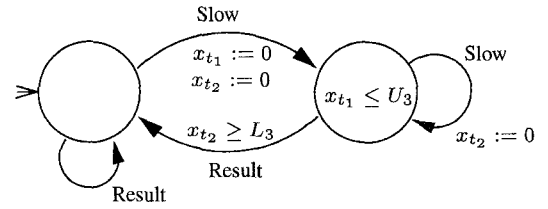


Figure 6: Hybrid Automaton from Formula *SMode* in Figure 3

The hybrid automaton generated from Figure 2 is a conservative abstraction of (any full implementation of) the program, in the sense that its behaviors are a superset of those of any implementation, but is not accurate enough to verify many interesting properties. For example, without constraining the order of the stub task's interactions, the model contains a deadlock; in the location reached by taking the *Ready* transition from location 1 or 3 in Figure 5, the *Control* and *Tracking* tasks are in a deadly embrace (the *Control* task is waiting for a call on entry *Result* while the *Tracking* task waits for a call on entries *FastData* or *SlowData*). To filter out these spurious locations, we convert the regular expression constraining the order of the stub task interactions which was given earlier into an automaton and intersect this automaton with the automaton in Figure 5. (Intersection is performed using the standard product operator for hybrid automata [1] in which transitions sharing the same event label must be taken together.) The resulting intersection eliminates the transitions on *Ready* from locations 1 and 3.

Even without deadlocks, the resulting model is still not accurate enough for timing analysis without incorporating the timing constraints of the stub task specified with the GIL formulas (e.g., the *Tracking* task may run arbitrarily long before reaching the *Ready* interaction). To filter out behaviors that violate these timing constraints, we convert each GIL formula into a hybrid automaton that accepts only (timed) event sequences satisfying the constraint. We then intersect these automata with the automata generated from the program and the regular expression. The resulting hybrid automaton accepts only timed event sequences that satisfy the timing and sequence constraints of the implemented Ada tasks, the sequence constraints of the regular expression, and the timing constraints of the GIL formulas.

For example, consider the GIL formula *SMode* in Figure 3, which specifies the CPU time to produce a trace in slow mode. Using the method outlined in the next section, we convert this formula into the hybrid automaton in Figure 6. Since the formula specifies a local timing constraint for the *Tracking* task, we use variables x_{t_1} and x_{t_2} that advance in locations where the *Tracking* task is running (x_{t_1} is used to enforce the upper bound, x_{t_2} is used to enforce the lower bound). Each local timing constraint for the

Tracking task uses its own variable (e.g., x_{t_1}, x_{t_2}, \dots). Intersecting the automaton in Figure 6 with the automaton in Figure 5 effectively combines their timing constraints: the transition on *Slow* now resets x_{t_1} and x_{t_2} , the condition $x_{t_1} \leq U_3$ is conjoined to the invariants of locations 1–4 (which appear between events *Slow* and *Result*), and the condition $x_{t_2} \geq L_3$ is conjoined to the guard of the *Result* transitions.

The ability to stop clocks allows a simple representation of timing constraints in the presence of preemption. For example, if code region *Result* is interrupted in location 1 by the preemption of the *Sensor* task, then when the *Tracking* task resumes the execution of *Result* in location 3, the variables x_{t_1} and x_{t_2} will still contain the CPU time expended on *Result* in location 1, but not the time spent in location 2 while the *Sensor* task was running. In fact, the *Tracking* task may be preempted many times (represented by the cycle through locations 1–4) before it accumulates enough CPU time (recorded in x_{t_2} , which is compared with the lower bound) to produce a result.

Table 1 gives the bounds we used for the (implemented and unimplemented) code regions, as well as the values of several constants used in the specification and implementation. Since we have not integrated our model building tool for Ada with a sequential timing analysis tool, we estimated plausible durations for the implemented code regions, as well as for the overhead of various run-time operations.

We note that a single transition might represent a sequence of code regions and that the time bounds for each transition are *polished* to be multiples of a constant m . We polish constraints in such a way that they are weakened—the set of runs of the automaton with the polished constraints is a superset of the set of runs of the original automaton. In particular, all lower bounds are rounded down to the nearest multiple of m and all upper bounds are rounded up to the nearest multiple of m . The constant m controls the accuracy of the analysis, but also affects the cost. In general, larger values of m will degrade the accuracy (i.e., tightness) of the bounds, but speed up the analysis. For our example, we set $m = 25$.

Analysis

Once we have combined the hybrid automata constructed from the Ada code, the regular expressions, and the GIL formulas (including the formula `IntFreq` of Figure 4 that constrains the behavior of the environment) into a single hybrid automaton M_S capturing the behavior of the system, we can use standard techniques for analyzing hybrid automata to verify that the system has certain properties. To verify the system has a property P , we construct a hybrid automaton M_P that accepts timed event sequences violating P . We then compose M_P with M_S and check to see whether M_P is in an accepting location for any states of the composition reachable from the initial state (the reachable states of a hybrid automaton are computed using a fixpoint calcula-

Duration/Delay	Range/Value
ReadSensor	[100, 200]
ReadingExpire	1500
Update.Display	[75, 100]
Code to queue/pend call in caller (before blocking)	[60, 80]
Code to complete call in caller (after being signaled)	[10, 20]
Code to begin rendezvous in acceptor (before body)	[25, 50]
Code to complete rendezvous in acceptor (after body)	[25, 50]
Code to set timer request	[25, 50]
Code to process timer expiration	[25, 50]
Timer interrupt period (Δ)	100
Cache life (K)	2500
Max Sensor Frequency (F)	2000
Start to first data ($[L_1, U_1]$)	[60, 120]
Result to next data ($[L_2, U_2]$)	[60, 120]
Process slow data ($[L_3, U_3]$)	[1000, 1500]
Process fast data (with cache) ($[L_4, U_4]$)	[200, 400]
Process fast data (without cache) ($[L_5, U_5]$)	[400, 600]

Table 1: Durations Used in Example (microseconds)

tion; see [1] for details). The property automaton M_P does not constrain the behavior of M_S ; it simply observes the behavior (via synchronizing transitions) and accepts violations of P .

The system designer would specify the property P with a GIL formula, which is then negated and converted into a hybrid automaton. We use the HyTech verifier for hybrid systems [13] to analyze the hybrid automata we construct. We illustrate our technique by verifying several properties of our example.

First, we verify that the *Sensor* task will never time out waiting to deliver the data to the *Control* task. We label all transitions in M_S representing this timeout with the event label *Expire* and construct the automaton `Expire` in Figure 8 from the negation of the GIL formula `NeverExpire` in Figure 7. Using HyTech, we determine that there are no reachable states of the composition of M_S and automaton `Expire` in which `Expire` is in an accepting location. This result proves that no data can be dropped by the *Sensor* task.

An analyst evaluating the performance of the system may be concerned about the possible degradation of the quality of tracking if two or more consecutive sensor readings are processed in fast mode. To determine whether this can occur, we compose M_S with the automaton `TwoFast` in Figure 8, which was constructed from the negation of the formula `NeverTwoFast` in Figure 7. (The \diamond is the standard “eventually” operator of temporal logic, so this specification asserts that a *Slow* event occurs between any two occurrences of *Fast*). This time, HyTech reports that there are reachable states of the composition in which automaton `TwoFast` is accepting and displays a time-stamped sequence of transitions containing two *Fast* events without an intervening *Slow* event. This sequence can help the analyst understand how such degraded tracking can occur, and perhaps suggest ways

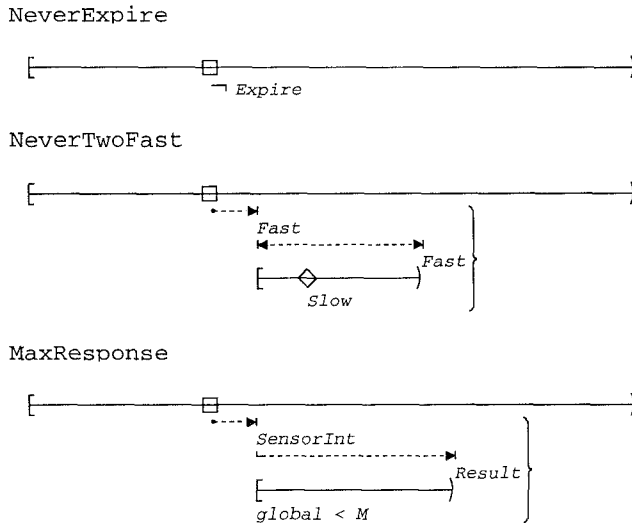


Figure 7: GIL Specifications of Properties

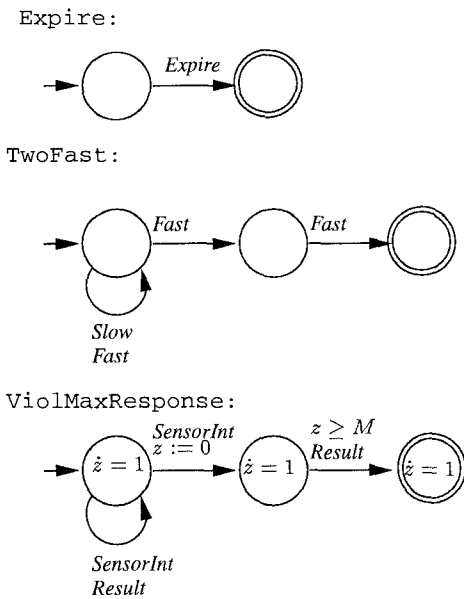


Figure 8: Automata for Properties

to modify the program to avoid it.

We can also verify timing requirements. One common timing requirement is that the time from a stimulus to a response is bounded by a given constant. In our example, we verify that the time from a sensor interrupt (event *SensorInt*) to a result being produced (event *Result*) is less than M μ sec. We specify this property using the GIL formula *MaxResponse* in Figure 7, whose negation can be converted to the hybrid automaton *ViolMaxResponse* in Figure 8. Although we could fix M at a specific value and proceed with the analysis as before, we instead instruct HyTech to perform a para-

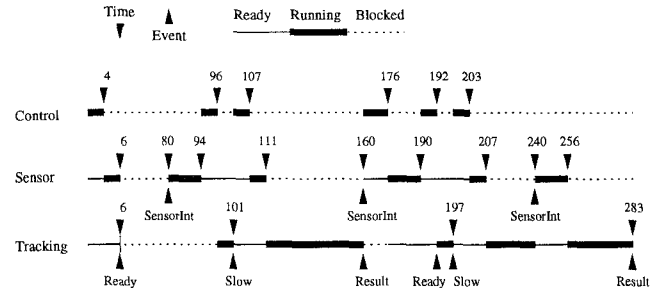


Figure 9: Behavior Illustrating Bound on Time From Sensor Interrupt to Result (time in units of 25 μ sec)

Property	Time (sec)
Expire	55
TwoFast	70
MaxResponse	94

Table 2: Analysis Times for Example (seconds)

metric analysis to determine the longest time from a *SensorInt* event to the following *Result* event. In particular, HyTech can solve for the (weakest) constraints on M that are required for the composition of *ViolMaxResponse* and M_S to reach an accepting location of *ViolMaxResponse*. HyTech reports that this constraint is $M \leq 3,075$, thus an upper bound on the time between these events is 3,075 μ sec. HyTech also produces a time-stamped sequence of transitions illustrating this bound, which we diagram in Figure 9. Note that the implementation of the rendezvous mechanism and the priority scheduling of the tasks on a single CPU produces a fairly complex behavior.

In the analyses described above, we used the model building tool for Ada described in [8] to construct the hybrid automaton representing the program from an Ada-like specification² of the code in Figure 2. The time bounds of the code regions are specified using special *computation events* embedded in this specification; in a real timing analysis tool, these durations would be derived from the sequential code comprising these regions using techniques like [16]. The automata for the GIL formulas are constructed by hand using an extension of the algorithm in [11]. These automata are fed to HyTech, which takes their product and computes the set of reachable states. The performance of HyTech (version 1.02b) on the analyses described above is given in Table 2. Times are in seconds on a Sun SPARCstation 10 with 96 MB of memory and include both user and system time.

DETAILS

The approach presented here combines two separate bodies of work: Corbett's method for constructing timed models of

²Our specification language contains (a subset of) Ada's constructs, but in a Lisp-like syntax to facilitate parsing. For example, we write (call T E) rather than T.E.

Ada tasking programs [8] and Dillon *et al.*'s method for using Graphical Interval Logic to construct test oracles [10, 11]. Although space limitations preclude presentation of the complete details of our approach, in this section we sketch the modifications and extensions that were necessary to combine the two methods. A full presentation of our approach is in preparation and will be published separately.

Ada to Hybrid Automata

In order to construct models of partially implemented programs, we modified the translation of Ada to hybrid automata described in [8] to allow stub tasks. A stub task is given by the communication statements it contains. The control flow of the stub task is constructed to nondeterministically select a sequence of interactions; the stub on the left below would be translated into the task body on the right:

```

task stub T is
begin
  interaction
  A;
end interaction;
interaction -->
  B;
end interaction;
end T;

task body T is
begin
  loop
  if ... then
  A;
  elsif ... then
  B;
  end if;
  end loop;
end T;

```

The ... is an additional language primitive recognized by the tool that generates the hybrid automata and represents a nondeterministic choice. We suppress generation of timing constraints for stub tasks. Instead, we specify a set of variables for each stub task that are to be advanced when the stub task is running; these variables can be used by the automata generated from GIL formulas to specify the local timing constraints of the stub task.

GIL to Hybrid Automata

The standard interpretation for GIL formulas is state-based: a GIL formula is evaluated at a state within a linear sequence of states, where a state maps primitive propositions to boolean values and has an associated duration (the amount of time spent in the state). To model timed event sequences by timed state sequences, we introduce a primitive proposition for each event, which is true in "states" immediately following the event. The durations associated with states indicate the amount of time that elapses between event occurrences.

Hybrid automata are produced from GIL formulas by a tableau procedure like that described in [11], but extended to handle duration predicates and bi-directional searches. A tableau procedure for a propositional temporal logic depends on semantic rules that reduce a formula to be verified into one or more alternatives, where each alternative pairs a propositional formula with a formula that must hold at the next state in the state sequence [15, 21]. To handle duration predicates, semantic rules must also describe clock activities. The semantic rules for full GIL therefore produce alternatives that contain various non-logical terms, which signify that a transition activates a new timer, checks an active timer,

and/or deactivates a timer.

Bi-directional searches are not expressible in standard GIL, which was designed to be insensitive to finite repetition of states in order to facilitate refinement of specifications. However, when specifying properties of event sequences, we often want to express properties relating to the frequency of event occurrences, e.g., *IntFreq*. To express such properties, a logic must be able to detect repeated events. Bi-directional searches are defined in terms of the standard GIL operators and the next state operator of propositional temporal logic. When describing event sequences, we also allow very general duration predicates, which are not permitted when using a state-based interpretation for GIL. We allow any bound to be strict or non-strict, whereas lower bounds must be strict and upper bounds non-strict when interpreting GIL over more general timed state sequences. The semantic rules for GIL are easily extended to accommodate bi-directional searches and to check both strict and non-strict duration predicates.

CONCLUDING REMARKS

Existing static analysis methods for real-time systems assume that all the components of the system can be expressed in the same notation, typically a specification or programming language. For many reasons, however, analysts would benefit from static analysis techniques that can be applied to partially-implemented systems. These reasons include the different rates of development of different components, evolutionary modification or maintenance in which new or modified components are added to an existing system, the use of compositional analysis methods, and the need to model the environment of the system.

In this paper, we have presented a method for analyzing partially-implemented systems for which some components are written in Ada and others are specified using the real-time temporal logic GIL. Our method combines Corbett's method for constructing timed models of Ada tasking programs and Dillon and Yu's method for producing test oracles from specifications in GIL. We believe that the basic idea of our method is quite general and that it could be extended to apply to systems in which the fully implemented components were written in a programming language other than Ada and the high-level specifications were given in a specification formalism other than GIL. To carry out such an extension, it would be necessary to develop a method for building hybrid automata reflecting the concurrency and timing constructs of the programming language and to produce an algorithm for producing hybrid automata from the specifications. Such a project would certainly involve some significant challenges (though the work of Dillon and Ramakrishna [10] might simplify the generation of automata from temporal logic specifications), but there is nothing in our basic approach that limits its applicability to Ada and GIL.

We have illustrated our method by analyzing a small, but

nontrivial, example. Our method for analyzing partially-implemented systems is itself only partially-implemented at this time: we are still in the process of automating our algorithm for generating hybrid automata from GIL specifications. When that is completed, we will be able to apply the method to a variety of larger examples and get a better idea of its practical performance. A paper describing the full details of our approach and its application to some of these larger examples is in preparation.

REFERENCES

- [1] R. Alur, C. Courcoubetis, N. Halbwachs, T. Henzinger, P. Ho, X. Nicollin, A. Olivero, J. Sifakis, and S. Yovine. The algorithmic analysis of hybrid systems. *Theoretical Computer Science*, 138:3–34, 1995.
- [2] R. Alur, T. A. Henzinger, and P.-H. Ho. Automatic symbolic verification of embedded systems. *IEEE Trans. Softw. Eng.*, 22(3):181–201, Mar. 1996.
- [3] R. L. Bagrodia and C.-C. Shen. MIDAS: Integrated design and simulation of distributed systems. *IEEE Trans. Softw. Eng.*, 17(10):1042–1058, Oct. 1991.
- [4] S. C. Cheung and J. Kramer. Enhancing compositional reachability analysis with context constraints. In D. Notkin, editor, *Proceedings of the First ACM SIGSOFT Symposium on the Foundations of Software Engineering*, pages 115–125, Dec. 1993.
- [5] E. Clarke, D. Long, and K. McMillan. Compositional model checking. In *Proceedings of the Fourth Annual IEEE Symposium on Logic in Computer Science*, pages 353–362, 1989.
- [6] J. C. Corbett. Modeling and analysis of real-time Ada tasking programs. In *Proceedings Real-Time Systems Symposium*, pages 132–141, San Juan, Puerto Rico, Dec. 1994. IEEE Computer Society Press.
- [7] J. C. Corbett. Constructing abstract models of concurrent real-time software. In S. J. Zeil, editor, *Proceedings of the 1996 International Symposium on Software Testing and Analysis (ISSTA)*, pages 250–260, San Diego, Jan. 1996. ACM Press.
- [8] J. C. Corbett. Timing analysis of Ada tasking programs. *IEEE Trans. Softw. Eng.*, 22(7), July 1996.
- [9] L. K. Dillon, G. Kutty, L. E. Moser, P. M. Melliar-Smith, and Y. S. Ramakrishna. A graphical interval logic for specifying concurrent systems. *ACM Trans. Softw. Eng. Meth.*, 3(2):131–165, Apr. 1994.
- [10] L. K. Dillon and Y. S. Ramakrishna. Generating oracles from your favorite temporal logic specifications. In *Proceedings of the Fourth ACM SIGSOFT Symposium on Foundations of Software Engineering*, Oct. 1996. To appear.
- [11] L. K. Dillon and Q. Yu. Oracles for checking temporal properties of concurrent systems. In D. Wile, editor, *Proceedings of the Second ACM SIGSOFT Symposium on Foundations of Software Engineering*, pages 140–153, New Orleans, Dec. 1994. ACM Press (Proceedings appeared in *Software Engineering Notes*, 19(5)).
- [12] M. G. Hårbour, M. H. Klein, and J. P. Lehoczky. Timing analysis for fixed-priority scheduling of hard real-time systems. *IEEE Trans. Softw. Eng.*, 20(1):13–28, 1994.
- [13] T. A. Henzinger, P.-H. Ho, and H. Wong-Toi. HyTech: the next generation. In *Proceedings of the Real-Time Systems Symposium*, pages 56–65. IEEE Computer Society Press, 1995.
- [14] C. L. Liu and J. W. Layland. Scheduling algorithms for multiprogramming in a hard-real-time environment. *J. Assoc. Comput. Mach.*, 20(1):46–61, 1973.
- [15] Z. Manna and A. Pnueli. *Temporal Verification of Reactive Systems: Safety*. Springer-Verlag, New York, 1995.
- [16] C. Y. Park and A. C. Shaw. Experiments with a program timing tool based on source-level timing schema. *IEEE Computer*, pages 48–57, May 1991.
- [17] M. Pezzè. A formal approach to the development of high integrity programmable electronic systems. *High Integrity Systems*, 1996. To appear.
- [18] M. Pezzè and M. Young. Generation of multi-formalism state-space analysis tools. In S. J. Zeil, editor, *Proceedings of the 1996 International Symposium on Software Testing and Analysis (ISSTA)*, pages 172–179, San Diego, Jan. 1996. ACM Press.
- [19] L. Sha and J. B. Goodenough. Real-time scheduling theory and Ada. *IEEE Computer*, 23:53–62, April 1990.
- [20] C.-C. Shen and R. L. Bagrodia. Parallel hybrid models in system design. In G. W. Evens, M. Mollaghasemi, E. C. Russell, and W. E. Biles, editors, *Proceedings of the Winter Simulation Conference—WSC '93*, pages 589–594, Dec. 1993.
- [21] P. Wolper. The tableau method for temporal logic: An overview. In *Logique et Analyse*, volume 110–111, pages 119–136, June–September 1985.
- [22] W. J. Yeh and M. Young. Compositional reachability analysis using process algebra. In *Proceedings of the Symposium on Testing, Analysis, and Verification (TAV4)*, pages 178–187, New York, Oct. 1991. ACM SIGSOFT, Association for Computing Machinery.
- [23] P. Zave and M. Jackson. Conjunction as composition. *ACM Trans. Softw. Eng. Meth.*, 2(4):379–411, 1993.